

4th International Meeting

2019

The BOLOGNA Meniscus

31 January > 2 February 2019

Royal Hotel Carlton

Congress Chairman: *Stefano Zaffagnini*

The Organizing Committee:

Philippe Beaufls (*Versailles*)
Aad Dhollander (*Brasschaat*)
Alberto Grassi (*Bologna*)
Nicolas Pujol (*Versailles*)
Cecilia Signorelli (*Bologna*)
Cécile Toanen (*Versailles*)
Peter Verdonk (*Antwerpen*)
Rene Verdonk (*Ghent*)
Stefano Zaffagnini (*Bologna*)



PROGRAMME

www.the-meniscus.org



2019
The **Meniscus** 4th International Meeting
BOLOGNA
31 January to 2 February
Royal Hotel Carlton



WELCOME

Dear Participants,

Since 2010, we have been organising an **International Meniscus Meeting** every three years. The first three editions in Ghent, Versailles and Porto were a great success.

The fourth edition will take place in **Bologna, Italy**, from **January 31 to February 2, 2019**: “The meniscus 4”. **Professor Stefano ZAFFAGNINI**, our prestigious local host, will chair the meeting.

We are confident that this congress would offer the perfect platform for orthopaedic surgeons and researchers. We will exchange professional scientific knowledge and valuable clinical experiences around meniscus and cartilage. A lot of experts, coming from Korea (a very “famous Meniscus country”), USA, Australia, Japan and Europe will be present during these three days, and will cover anatomy, biomechanics, biology, diagnosis, outcomes, indications, economic issues, future trends.

We really look forward to meeting you in Bologna and sharing outstanding time in this very beautiful Italian city.

Best Regards

The Organizing Committee

Philippe Beaufils (*Versailles*)
Aad Dhollander (*Brasschaat*)
Alberto Grassi (*Bologna*)
Nicolas Pujol (*Versailles*)
Cecilia Signorelli (*Bologna*)
Cécile Toanen (*Versailles*)
Peter Verdonk (*Antwerpen*)
Rene Verdonk (*Ghent*)
Stefano Zaffagnini (*Bologna*)



FACULTY LIST

Fredrick ALMQVIST, *Belgium*
Andrew AMIS, *UK*
Philippe BEAUFILS, *France*
Roland BECKER, *Germany*
Seong-Il BIN, *Korea*
Philippe COLOMBET, *France*
Vincenzo CONDELLO, *Italy*
Magali CUCCHIARINI, *Germany*
Dante DALLARI, *Italy*
Laura DE GIROLAMO, *Italy*
David DEJOUR, *France*
Stefano DELLA VILLA, *Italy*
Aad DHOLLANDER, *Belgium*
Alessandro DI MARTINO, *Italy*
Alejandro ESPEJO BAENA, *Spain*
Giuseppe FILARDO, *Italy*
Alberto GRASSI, *Italy*
Nicolas GRAVELEAU, *France*
Christophe HULET, *France*
Sohrab KEYHANI, *Iran*
Jin Goo KIM, *Korea*
Burt KLOS, *Netherlands*
Hideyuki KOGA, *Japan*
Elizaveta KON, *Italy*
Sebastian KOPF, *Germany*
Sang-Hak LEE, *Korea*

Henning MADRY, *Germany*
Giulio Maria MARCHEGGIANI, *Italy*
Jacques MENETREY, *Switzerland*
Juan Carlos MONLLAU, *Spain*
Peter MYERS, *Australia*
Matthieu OLLIVIER, *France*
Helder PEREIRA, *Portugal*
Giuseppe PERETTI, *Italy*
Tomasz PIONTEK, *Poland*
Nicolas PUJOL, *France*
Mohammad RAZI, *Iran*
Linda SANDELL, *USA*
Romain SEIL, *Luxembourg*
Cecilia SIGNORELLI, *Italy*
Robert SMIGIELSKI, *Poland*
Bertrand SONNERY-COTTET, *France*
Tim SPALDING, *UK*
Mathieu THAUNAT, *France*
Cecile TOANEN, *France*
Annemieke VAN HAVER, *Belgium*
Tony VAN TIENEN, *Netherlands*
Peter VERDONK, *Belgium*
Rene VERDONK, *Belgium*
Joon Ho WANG, *Korea*
Stefano ZAFFAGNINI, *Italy*

ORGANISATION : MCO CONGRES



Villa Gaby - 235 Corniche Kennedy
13007 MARSEILLE - FRANCE

Phone: + 33 (0)4 95 09 38 00 - Fax: + 33 (0)4 95 09 38 01

Registration / Accommodation / Faculty

Viviane BARBARISI – viviane.barbarisi@mcocongres.com

Partners / Logistics

Fabrice GUEZ – fabrice.guez@mcocongres.com



Basic Science:

The meniscus: a key in the knee

- Anatomy
- Biomechanics
- Biology
- Genetics
- Imaging: ultra sound

Surgical Techniques: what's new

- Posterior transseptal approach
- Hook suture techniques
- Difficult discoid Meniscus repair
- Difficult bucket handle reair
- Horizontal cleavage: arthroscopic repair

Meniscectomy versus repair

- Short and long term outcomes
- Complications and failures

Meniscus and ACL

- Should all the ramp lesions be repaired?
- Management of a bucket handle with ACL deficiency
- Posmeniscectomized knee and ACL deficiency

The Meniscus in Children

- Discoid meniscus
- Hypermobile lateral meniscus
- Meniscus and ACL
- Horizontal cleavage in young adult

Radial and Root tears: degenerative or traumatic?

- Diagnosis
- Management
- Outcomes

The Consensus

- What is a consensus?
- Degenerative meniscus lesions: the consensus
- Traumatic tears: the consensus

Meniscus Reconstruction

- Allografts, scaffolds: techniques, outcomes, current guidelines, economic issues
- The future: xenografts, matrix, bioprinted meniscus






Post meniscectomized arthritic knee

- Rapid Chondrolysis
- Is there any EBM: PRP, hayaluronic acid, glucosamin, stemm cells,....?
- Is there any EBM: arthroscopic debridement?
- Osteotomy: the ideal indication

Cartilage Session

- Genetics in Cartilage
- Focal lesions: non operative vs mosaicplasty vs chondrocyte transplantation vs membrane.
- Current Indications
- Economic issues

Format

- Guest Presentations 
- Round Tables 
- Cross Fire
- Video Flash 
- Case Presentations 
- Interactive Discussions, mini battle 
- Relive surgeries (*Saturday morning*)
- Basic science session (*Saturday morning*)

PROGRAMME

Thursday 31st JANUARY

07:45-08:20	WELCOME - BADGES - REGISTRATION	
08:20-08:30	WELCOME ADDRESS	
08:30-10:35	MENISCECTOMY VERSUS REPAIR	
08:30	• Rehabilitation after Meniscectomy and Meniscus Repair. S. Della Villa (Italy)	
08:40	• Functionnal outcomes: Meniscectomy and Meniscus Repair. R. Becker (Germany)	
08:50	• Return to sports after Meniscectomy and Meniscus Repair. A. Grassi (Italy)	
09:00	 • MINI BATTLE Repair versus Meniscectomy in competitive athletes. Chair: A. Grassi (Italy) J.C. Monllau (Spain), B. Sonnery-Cottet (France)	
09:20	• Objective assesment: long term results of repair: X rays, MRI (extrusion, signal of the meniscus...) C. Toanen (France)	
09:30	• Discussion	
09:45	• Complications of Meniscectomy and Meniscus Repair. J. Menetrey (Switzerland)	
09:55	• Repair: cause and management of failure. P. Beaufils (France)	
10:05	 • GUEST LECTURE Augmentation to repair. L. De Girolamo (Italy)	
10:20	• Future technologies: gene therapy in meniscus repair. M. Cucchiarini (Germany)	
10:30-11:00	COFFEE BREAK AND VISIT OF THE EXHIBITION	
11:00-12:30	MENISCUS AND ACL	
11:00	 • ROUND TABLE Meniscus and Tibial rotation in ACL deficiency: biomechanics and clinical tests. A. Amis (United Kingdom), R. Seil (Luxembourg)	
11:20	 • VIDEO FLASH Ramp lesions: the posterior transseptal approach. S.H. Lee (Korea)	
11:25	 • VIDEO FLASH Ramp lesions: the different hook suture techniques. B. Sonnery-Cottet (France)	
11:30	• Ramp lesions: do we need to repair all the medial ramp lesions? P. Colombet (France)	
11:40	• Is there still a place for medial meniscectomy in ACL reconstruction? A. Dhollander (Belgium)	
11:50	• Discussion	
11:55	• The locked knee in ACL deficiency: meniscectomy? repair? when? C. Hulet (France)	
12:05	 • ROUND TABLE The Post meniscectomized knee in ACL deficiency: ACL reconstruction and osteotomy? Isolated Osteotomy? ACL reconstruction and meniscal reconstruction? N. Gravelleau (France), S. Zaffagnini (Italy)	
12:30-13:00	INDUSTRIAL SESSION: DEPUY SYNTHES	
13:00-13:45	LUNCH BREAK AND VISIT OF THE EXHIBITION	
13:45-14:15	INDUSTRIAL SESSION: STRYKER	

PROGRAMME

Thursday 31st JANUARY

14:15-14:50

MENISCUS: IMAGING

14:15



• **GUEST LECTURE** Ultrasound. **B. Klos** (*The Netherlands*)

14:30

• Bone morphotype and post meniscectomy syndrome. **A. Van Haver** (*Belgium*)

14:40

• Discussion.

14:50-15:45

SPECIAL FOCUS: CHILD

14:50



• **GUEST LECTURE** Discoid Meniscus: Classification and technique. **S.H. Lee** (*Korea*)

15:05

• Discoid Meniscus: Long-term outcomes. **S.I. Bin** (*Korea*)

15:15

• Hypermobile meniscus: Anatomy of the popliteus hiatus. **R. Smigielski** (*Poland*)

15:25

• Hypermobile meniscus: What is it? outcomes. **S.H. Lee** (*Korea*)

15:35

• Meniscus and ACL: Modern management. **R. Seil** (*Luxembourg*)

15:45-16:05

SPECIAL FOCUS: HORIZONTAL CLEAVAGE

15:45

• Arthroscopic repair of horizontal cleavage. **C. Toanen** (*France*)

15:55

• Long term results of horizontal cleavage repair in young adults. **N. Pujol** (*France*)

16:05-16:30

COFFEE BREAK AND VISIT OF THE EXHIBITION

16:30-18:20

RADIAL AND ROOT TEARS

16:30

• Extrusion: Biomechanics: what does it mean? **A. Espejo Baena** (*Spain*)

16:40

• Extrusion: a bad prognostic factor? **P. Beaufils** (*France*)

16:50



• **VIDEO FLASH** Radial tears: different techniques. **T. Spalding** (*United Kingdom*)

16:55

• Anatomy of the roots and technical relevance. **R. Smigielski** (*Poland*)

17:05

• Intermeniscal ligament: Biomechanics. **M. Ollivier** (*France*)

17:15



• **GUEST LECTURE** Root tears: the real definition. Traumatic vs degenerative-Root avulsion vs last centimeter. **J.G. Kim** (*Korea*)

17:30

• Is there any anterior root pathology? **B. Klos** (*Netherlands*)

17:40



• **VIDEO FLASH** Roots tears: Trans tibial Pull out technique. **N. Gravelleau** (*France*)

17:45



• **VIDEO FLASH** Root tears: Treatment with meniscal centralization. **H. Koga** (*Japan*)

17:50



• **VIDEO FLASH** Roots tears: Augmented trans tibial repair. **J.G. Kim** (*Korea*)

17:55

• Root tears outcomes of repair: traumatic vs degenerative. **S. Kopf** (*Germany*)

18:05



• **CASE PRESENTATION** Non-operative vs Meniscectomy vs Repair. Chair: **N. Pujol** (*France*)
R. Becker (*Germany*), **V. Condello** (*Italy*) **J.G. Kim** (*Korea*)

18:25-18:50



THE ESSKA CONSENSUS

18:25

• Do we need a consensus? What does it mean? **P. Beaufils** (*France*)

18:30

• Degenerative meniscal lesion. **R. Verdonk** (*Belgium*)

18:40

• Traumatic tears. **S. Kopf** (*Germany*)

PROGRAMME

Friday 1st FEBRUARY

07:45-08:15

INDUSTRIAL SESSION: GEISTLICH

Geistlich
Surgery

08:15-10:15

MENISCUS RECONSTRUCTION: ALLOGRAFT

08:15

• How to prepare the meniscus transplant? **D. Dallari (Italy)**

08:25

 • **VIDEO FLASH** Meniscus allograft. Technique: the bone plug. **J.C. Monllau (Spain)**

08:30

 • **VIDEO FLASH** Meniscus allograft. Technique: the key hole. **S.I. Bin (Korea)**

08:35

 • **VIDEO FLASH** Meniscus allograft. Technique: the soft tissue technique. **S. Zaffagnini (Italy)**

08:40

• Arthroscopic Bimeniscal allograft transplantation. **N. Pujol (France)**

08:50

• New ways to avoid extrusion: technical tips and tricks. **J.C. Monllau (Spain)**

09:00

• Short and long term functional outcomes (return to sports). **P. Verdonk (Belgium)**

09:10

 • **GUEST LECTURE** IMREF and ESSKA Consensus: Guidelines. Allograft Initiative.
T. Spalding (United Kingdom), P. Verdonk (Belgium)

09:25

• Discussion.

09:40

 • **GUEST LECTURE** What should be improved: Patient? Technique? The graft itself? **S.I. Bin (Korea)**

09:55

 • **CASE PRESENTATION** Osteotomy? Allograft? Non operative treatment?

Chair: **F. Almqvist (Belgium)**

S.I. Bin (Korea), V. Condello (Italy), J.C. Monllau (Spain)

10:15-10:45

COFFEE BREAK AND VISIT OF THE EXHIBITION

10:45-12:15

MENISCUS RECONSTRUCTION: SCAFFOLD

10:45

• Where are we? Scaffolds available on the market / Experimental studies. **T. Spalding (United Kingdom)**

10:55

• Menaflex: mid and long term results. **S. Zaffagnini (Italy)**

11:05

• Menaflex: comparison with meniscectomy: Strengths and limits. **G. Marcheggiani (Italy)**

11:15

• Actifit: mid term results. **C. Toanen (France), A. Dhollander (Belgium)** and the European Actifit team

11:25

• Nu Surface: where are we? **V. Condello (Italy)**


11:35

• The future: Scaffold or prosthesis? **T.G. Van Tienen (The Netherlands)**

11:45

• The future: Bioprinted Meniscus. **G. Peretti (Italy)**

11:55

 • **ROUND TABLE** Respective indications for scaffold and allograft? Chair: **P. Myers (Australia)**
A. Dhollander (Belgium), N. Pujol (France), S. Zaffagnini (Italy)

12:15-12:45

INDUSTRIAL SESSION: ARTHREX

Arthrex

12:45-13:30

LUNCH BREAK AND VISIT OF THE EXHIBITION

13:30-14:00

INDUSTRIAL SESSION: SMITH & NEPHEW

smith&nephew

14:00-14:30

INDUSTRIAL SESSION: ZIMMER BIOMET

ZIMMER BIOMET
Your progress. Our promise.

PROGRAMME

Friday 1st FEBRUARY

14:30-15:00

CARTILAGE: BASIC SCIENCE

14:30



• **GUEST LECTURE** Genetics in cartilage. **L. Sandell (USA)**

14:45



• **GUEST LECTURE** Focal chondral lesions. **H. Madry (Germany)**

15:00-16:40

THE POST MENISCECTOMY ARTHRITIC KNEE

15:00

• Rapid chondrolysis: Spontaneous, after meniscectomy, after meniscus repair. **M. Thaunat (France)**

15:10

• Chondral degeneration: The non operative treatment: survival curve. **H. Madry (Germany)**

15:20

• Chondral degeneration treatment: Is there any EBM? Hyaluronic acid, PRP, Glucosamin, Stem cells, etc... **G. Filardo (Italy)**

15:30

• Discussion

15:45



• **GUEST LECTURE** Osteotomy: Current indications and the specificity of valgus knee. **D. Dejour (France)**

16:05

• Osteotomy: Do we need an associated arthroscopic procedure? **J.G. Kim (Korea)**

16:15

• Return to sports after osteotomy. Do we fulfill patients expectations? **J. Menetrey (Switzerland)**

16:25

• Discussion

16:40-17:10

COFFEE BREAK AND VISIT OF THE EXHIBITION

17:10-18:30

CARTILAGE

17:10

• Can we leave a lesion untreated? What are the limits? **J. Menetrey (Switzerland)**

17:20

• Is there still a place for chondrocyte transplantation? **A. Dholander (Belgium)**

17:30

• Mosaicplasty: Trochlea, patella **C. Toanen (France)**

17:40

• Membranes: What is available yet? How does it work? Mid term results? **A. Di Martino (Italy)**

17:50

• Discussion

18:00

• Health Economics meniscus reconstruction and cartilage.

P. Verdonk (Belgium), T. Spalding (United Kingdom)

18:10



• **ROUND TABLE** Cartilage Lesions: Is a synthesis possible? In ACL reconstruction? In stable knee?

Chair: **S. Zaffagnini (Italy)**

N. Pujol (France), E. Kon (Italy)

PROGRAMME

Saturday 2nd FEBRUARY

CONCURRENT SESSIONS

09:00-11:00



• CASE PRESENTATION - RELIVE SURGERIES - ROOM A

- Complex tears and complex repair techniques. **J. H. Wang (Korea)**
- The Iranian Experience: Complete radial or truncated lateral meniscus. **M. Razi (Iran)**
- The Iranian Experience: Simultaneous lateral meniscus root and Ramp tears. **S. Keyhani (Iran)**
- Intrasubstance meniscus tears in adolescent patients: case presentation. **P. Myers (Australia)**
- Cartilage defect. **A. Di Martino (Italy)**

09:00-11:00

• BASIC SCIENCE SESSION - ROOM B

Moderators: **G. Filardo (Italy)**, **S. Zaffagnini (Italy)**

09:00

- Meniscus evolution: phylogeny and ontogeny. **C. Hulet (France)**

09:10

- Anatomy and Vascularisation. **R. Smigielski (Poland)**

09:20

- Neural structures within human meniscus and meniscofemoral ligaments. **A. Amis (UK)**

09:30

- Biomechanics of the meniscus. **A. Amis (UK)**

09:40

- Physiopathology of the meniscal lesions. **P. Verdonk (Belgium)**

09:50

- Injured meniscus and distinct phenotypes of meniscus degeneration. **L. Sandell (USA)**

10:00

- Impact of three preservations methods (freezing, cryopreservation, freezing + irradiation).
M. Ollivier (France)

10:10

- Fresh frozen versus viable MAT: a short term comparing follow up study. **R. Verdonk (Belgium)**

10:20

- Enhancement of healing process: from growth factors to mesenchymal cells. **L. De Girolamo (Italy)**

10:30

- Collagen wrapping of the meniscus. **T. Piontek (Poland)**

10:40

- Meniscus 3D printing. **H. Pereira (Portugal)**

10:50

- Meniscus 3D printing: the korean point of view. **J. H. Wang (Korea)**

11:00-11:45

BRUNCH AND VISIT OF THE EXHIBITION

11:45-13:30

VISIT OF THE SCIENTIFIC LIBRARY - RIZZOLI ORTHOPAEDIC INSTITUTE





2019
The Meniscus BOLOGNA

4th International Meeting

31 January to 2 February
Royal Hotel Carlton



VENUE & GENERAL INFO

NETWORKING EVENTS

Welcome Cocktail Exhibition Hall

Thursday 31st January - 19:00

Congress Dinner

Friday 1st February - 21:00

Visit of the Scientific Library of Rizzoli Orthopaedic Institute.

Saturday 2nd February - 11:45 / 13:30

Upon registration

VENUE

Royal Hotel Carlton and Congresses

Via Montebello, 8

40121 Bologne - Italia

Phone: +39 051 249 361

ACCESS

The Royal Hotel Carlton is located in the center of Bologna, close to the pedestrian area, outside the restricted traffic area and a few steps from the train station and Piazza Maggiore.

To reach the hotel using satellite navigation, it is expected that Via Milazzo 6 avoids the restricted traffic area.

The hotel is just 5 km from G. Marconi Airport.

The free shuttle to the exhibition center is only available during Cosmoprof, Fiera del Libro, Autopromotec, Cersaie and Eima.



PLATINUM SPONSORS



ORGANISATION



Registration / Accommodation / Faculty

Viviane BARBARISI - viviane.barbarisi@mcocongres.com

Partners / Logistics

Fabrice GUEZ - fabrice.guez@mcocongres.com

MCO CONGRES SAS

Villa Gaby

235 Corniche JF. Kennedy

13007 MARSEILLE - FRANCE

Phone: + 33 (0)4 95 09 38 00 - **Fax:** + 33 (0)4 95 09 38 01